

Property Count: 12,576


CAD - County Appraisal District  
Grand Totals

4/22/2020

1:15:55PM

**Exemption Breakdown**

Exemption	Count	Local	State	Total
AB	78	0	0	0
DV1	19	0	169,300	169,300
DV1S	2	0	10,000	10,000
DV2	10	0	102,000	102,000
DV3	15	0	168,000	168,000
DV4	35	0	387,050	387,050
DV4S	4	0	48,000	48,000
DVHSS	1	0	34,140	34,140
EX	12	0	445,730	445,730
EX-XA	10	0	2,917,720	2,917,720
EX-XF	1	0	6,000	6,000
EX-XI	3	0	692,120	692,120
EX-XV	330	0	30,314,980	30,314,980
EX366	126	0	18,778	18,778
FRSS	1	0	51,880	51,880
<b>Totals</b>		<b>0</b>	<b>35,365,698</b>	<b>35,365,698</b>



**2019 CERTIFIED TOTALS**

Property Count: 120


CEV - CITY OF EVANT  
Grand Totals

4/22/2020

1:15:55PM

**Exemption Breakdown**

Exemption	Count	Local	State	Total
DV3	1	0	10,000	10,000
DV4	1	0	12,000	12,000
DVHS	3	0	272,560	272,560
EX-XV	4	0	88,780	88,780
EX366	1	0	50	50
	<b>Totals</b>	<b>0</b>	<b>383,390</b>	<b>383,390</b>



**2019 CERTIFIED TOTALS**

Property Count: 12,576


GHA - HAMILTON COUNTY  
Grand Totals

4/22/2020

1:15:55PM

**Exemption Breakdown**

Exemption	Count	Local	State	Total
AB	1,860	4,735,055	0	4,735,055
DP	87	0	0	0
DV1	19	0	169,300	169,300
DV1S	2	0	10,000	10,000
DV2	10	0	102,000	102,000
DV3	15	0	168,000	168,000
DV4	35	0	361,370	361,370
DV4S	4	0	48,000	48,000
DVHS	41	0	5,048,165	5,048,165
DVHSS	1	0	34,140	34,140
EX	12	0	445,730	445,730
EX-XA	10	0	2,917,720	2,917,720
EX-XF	1	0	6,000	6,000
EX-XI	3	0	691,988	691,988
EX-XV	330	0	30,314,980	30,314,980
EX366	126	0	18,778	18,778
FRSS	1	0	51,880	51,880
HS	2,111	0	0	0
OV65	1,077	0	0	0
<b>Totals</b>		<b>4,735,055</b>	<b>40,388,051</b>	<b>45,123,106</b>



**2019 CERTIFIED TOTALS**  
 HHA - HAMILTON HOSPITAL DISTRICT  
 Grand Totals


Property Count: 9,405

4/22/2020

1:15:55PM

**Exemption Breakdown**

Exemption	Count	Local	State	Total
AB	54	0	0	0
DV1	16	0	147,300	147,300
DV1S	2	0	10,000	10,000
DV2	7	0	70,500	70,500
DV3	10	0	110,000	110,000
DV4	30	0	321,820	321,820
DV4S	3	0	36,000	36,000
DVHS	31	0	3,657,925	3,657,925
EX	10	0	407,050	407,050
EX-XA	2	0	621,570	621,570
EX-XF	1	0	6,000	6,000
EX-XI	1	0	22,420	22,420
EX-XV	240	0	21,364,570	21,364,570
EX366	121	0	18,678	18,678
<b>Totals</b>		<b>0</b>	<b>26,793,833</b>	<b>26,793,833</b>





**2019 CERTIFIED TOTALS**

Property Count: 677

SJB - JONESBORO ISD  
Grand Totals

4/22/2020

1:15:55PM

**Exemption Breakdown**

Exemption	Count	Local	State	Total
AB	5	0	0	0
DP	9	0	72,368	72,368
DV1	4	0	34,000	34,000
DV2	1	0	12,000	12,000
DV3	1	0	10,000	10,000
DV4	5	0	49,240	49,240
DVHS	2	0	150,370	150,370
EX	3	0	26,280	26,280
EX-XV	7	0	260,390	260,390
EX366	1	0	80	80
HS	88	0	2,119,175	2,119,175
OV65	41	0	390,000	390,000
<b>Totals</b>		<b>0</b>	<b>3,123,903</b>	<b>3,123,903</b>



**2019 CERTIFIED TOTALS**  
**SST - GOLDTHWAITE CONSOLIDATED**  
 Grand Totals

Property Count: 248

4/22/2020

1:15:55PM

**Exemption Breakdown**

<b>Exemption</b>	<b>Count</b>	<b>Local</b>	<b>State</b>	<b>Total</b>
AB	1	0	0	0
DVHS	2	0	348,330	348,330
EX-XV	9	0	2,126,180	2,126,180
HS	17	0	371,811	371,811
OV65	13	0	120,000	120,000
	<b>Totals</b>	<b>0</b>	<b>2,966,321</b>	<b>2,966,321</b>

